




## Architectural Laminates


Home • Office • Restaurant • Hospitals • Showroom • shop • factory

## Architectural Laminates



Products by : laminatehub

 : [laminatehub.com](http://laminatehub.com)

 : [laminatehub8488@gmail.com](mailto:laminatehub8488@gmail.com)



# 15<sup>th</sup>

Years Celebration

Commitment, consistency and continuity are the underlying values of EraLam which completes 15 years this month. It has more than the perfect laminate products that are strong, innovative, qualitative and durable. Our products are being loved by everyone so far for their range which is over 1200 by now, for the designs in which we have roughly 100 and more of the textures and designs and for varieties like HPL range, cubicle boards, cladding and acrylic surfaces. On turning 16, we feel proud to disclose that beside having the first ever HOT coating process machine, we are globally delivering in more than 80 countries. We look forward to see ourselves as the top most brand in interior solution nation wide as well as globally.

Our Laminates with uniform and superior sanding ensure best bonding with Substrates.


We are asia's biggest Infrastructure & manufacturing plant of laminates. We have multiple surfaces available in High Gloss, Metallic, Anti-bacterial, Chalkboard, FR, Electrostatic, Magnetic, Mirror, Chemical-retardant and many more.





# STONE


Scales of fine layers that occur in the making of these laminate sheets create a strong formation. That is the creation of stone finish. They are made and inspired by real sedimentary rocks.








# Stone



002 • SN  
DUST WHITE



006 • SF  
FADE BLACK



442 • SN

BROWN GRAFFITI



*jagged surface*

Feel the elegance of modern  
 furniture and sassy looks.  
 Flaunt your impressively  
 stylish impression on every  
 surface !



440 • SN

WHITE GRAFFITI





# URBAN OAK

Stain-proof, scratch-resistant, colourfast and sustainable, Eralam Urban Oak represents the future of decorative laminates. Bringing forward the lifelike look and feel of oak.

## Urban Oak

 **eralam**<sup>®</sup>  
1.00 MM HIGH PRESSURE LAMINATES



328 • UR

HASTING SANDAL





273 • UR

OAK CALME



274 • UR

OAK SOMBRE




*uniquely stylish*


When it comes to homes, one must be different and should be trying various types of enhanced decor!



# Urban Oak



002 • UR  
DUST WHITE



005 • SF  
SLATEWHITE



275 • UR

BARE BEAVER



With very less maintenance required, this finish has many applications. Ideal for use in offices, hotels, retail stores, restaurants and other places. The new range lets spaces enjoy the natural beauty of oak with the simplicity of excellence, durability and low maintenance.



372 • UR

SLIM WOOD



457 • UR

BET BROWN



454 • UR

RAFEL OAK GOLD



456 • UR

CROWN COFFEE



# URBAN OAK HZ

At first glance, Urban Oak HZ has the aesthetics in each corner. The finish is to bring in the feel and the outdoor charm indoors. The breaks have been nerved on the skin and that brings you the real love of nature!

## Urban Oak HZ



457 HZ • UR (HZ)

COLOMBIA WALNUT



Interiors can express personality and also define your day and mood, perhaps even more so than an outfit can. So, let it be fresh and bright.

# Urban Oak HZ



449 HZ • UR (HZ)

COLOMBIA WALNUT



401 HZ • UR (HZ)

COFFEE CLEAR



310 • UR (HZ)

ANIGREY



403 HZ • UR (HZ)

IMPERIAL INK



## MANIC VENEER

The spiral impressions are the proof of authenticity. The real oak never lets you down for quality!



# MANIC VENEER

Veneer stands out when applied on the walls. The finish has the charm to woo everyone and hence it pleases the hearts! Starting from entrance to living rooms and bedrooms to kitchens and storage Veneer is the ultimate answer for locking the eyes on.



452 • VNR

BEER CREEK



451 • VNR

BORN BROWN



272 • VNR

MARINO LITE



271 • VNR

MARINO LITE






# DECO

Acrylic coating has a base of smooth and real wood cuts. Deco feels ultra smooth and looks like satin serenity.


## DECO









002 • SG      DUST WHITE



005 • SG      SLATEWHITE



444 • SG      SPARKLING FIBRE



445 • SG      SPARKLING FIBRE LIGHT



004 • SG      COAL BLACK



006 • SG      FADE BLACK



371 • SG      GOLDEN WALNUT



*the difference*

Deco bets to be the best in appearance, touch, application, maintenance and durability ofcourse!






# MATTE COAT

Less shiny and less jazzy, yet the most attractive and irresistible finish is matte coat. The special layer is added on the laminate sheet on the topmost surface to achieve this non- shiny and subtle look.

## MATTE COAT








004 • MT

COAL BLACK




006 • MT

FADE BLACK



005 • MT

SLATEWHITE



002 • MT


DUST WHITE



440 • MT

WHITE GRAFFITI

# MATTE COAT



*irreplacable love*

Noone - literally noone can stay away from chosing this matt collection over and yet again.



441 • MT

CREAM GRAFFITI



442 • MT

BROWN GRAFFITI







# WOODY EYE

The trunk that never gets dark and rough enough as it ages, is the best trunk to use for laminates. And when we make a sharp cut on it, the patterns and the textures that we get, is the most beautiful creation of god!

## WOODYEYE








279 • WE

PERU BYTE



620 • WE

DIM BROWN




*on the walls please!*


All the eyes will strictly be on the surfaces where Woodeye laminates are applied. yes, this is proven right!



# WOODYEYE



002 • WE  
DUST WHITE



005 • SF  
SLATEWHITE



454 • WE

RAFEL OAK GOLD





# HIGLOSS

Some spaces are better bright! The upmost layer on a natural wood finish is made so perfectly glossy that reflects the utmost light. This sheen level determines its glossy class!





# HIGLOSS



*my gloss!*

This finish is appropriate for both - interior and exterior decor. May your homes shines through .



443 • HG

STATUARIO MARBLE



275 • HG

BARE BEAVER



328 • HG


HASTING SANDAL




310 • HG

ANIGREY







001 • HG COTTON WHITE




002 • HG DUST WHITE




815 • HG YELLOW




821 • HG FLUORESCENT YELLOW



823 • HG PINK




808 • HG ORANGE



005 • HG SLATEWHITE



006 • HG FADE BLACK



809 • HG LILAC BLUE



004 • HG COAL BLACK



811 • HG RED



816 • HG BLACK CURRENT





## SUEDE

Suede inspiration from nature is used for luxurious homes. This finish gets the best with every architectural need and decor. The minute details on wood is kept intact and taken care of while making the laminate sheets.



401 • SF

COFFEE CLEAR



402 • SF

IKAT





# SUEDE



*up the choices*

List of the wishes come true one by one once you know the way getting the source.



279 • SF

PERU BYTE



104 • SF

NAYNA TEAK



275 • SF

BARE BEAVER



103 • SF

BURMA TEAK



# SUEDE



*u ready for varieties?*

Suede comes with various patterns, shades and styles. Hence, you must be ready for it.



307 • SF

HIGHLINE PINE



305 • SF

BAVERIAN BEACH



303 • SF

WALNUT



302 • SF

DOUGLES PINE



This collection has surface textured like python skin or some other texture depending upon the design on the sheet. Suede is loved for this simplicity.



308 • SF

PINE WENGE



309 • SF

SAPELI

# SUEDE



310 • SF


ANIGREY



328 • SF

HASTING SANDAL





337 • SF

FRET



321 • SF

BROWN WENGE



*is a favourite color*

What a person takes away after visiting a home, is the color he looks at and the feel that he touches on.



# SUEDE



336 • SF

GREAT GREY



SUEDE



*is not the only refreshment*

All laminates are here to send you with a positivity.




408 • SF



407 • SF



409 • SF



446 • SF

DIATONIC

DUNNER

GREEK BONE

RAYON REAL



When the world goes entirely into machines and artificial love, we make hundred percent natural and provide no-maintenance laminates.

SUEDE



447 • SF

NETTED CREAM



406 • SF

TEAK SCALE



410 • SF

FIRE HIVE



405 • SF

BAMBOO FOIL





372 • SF

SLIM WOOD



371 • SF

GOLDEN WALNUT



*are the king*

No confusing the mind and the heart. Sudes will definitely rule your choice and you are the ultimate king !



403 • SF

IMPERIAL INK



341 • SF

DARK SMOKE WALNUT





The task of a laminate is to enchant those who visit your place! And Suedes have been a master of this skill.

# SUEDE



450 • SF

NATURAL ASH



452 • SF

BEER CREEK



451 • SF

BORN BROWN



454 • SF

RAFEL OAK GOLD







455 • SF

BELL BROWN



456 • SF

CROWN COFFEE



*is the past*

We live in present and EraLam is the present that travels to your future ! Creative homes need us!



457 • SF


BET BROWN




620 • SF

DIM BROWN






001 • SF COTTON WHITE



002 • SF DUST WHITE



005 • SF SLATEWHITE



SUEDE

 eralam®  
1.00 MM HIGH PRESSURE LAMINATES



Be rest assured of creating a home that grabs WOWs from a mass of critics and decor lovers!



006 • SF FADE BLACK



004 • SF COAL BLACK



# TECHNICAL SPECIFICATION

SR. NO.	PROPERTIES	UNIT	REQUIREMENT AS PER IS 2046:1995* TYPE S, HGS	ERALAM CONFORMS
1	Thickness	mm	0.92 (± 10%)	✓
2	Resistance to surface wear	Revolutions (Min.)	350 (Min.)	✓
3	Resistance to immersion in boiling water <ul style="list-style-type: none"><li>● Mass increase</li><li>● Thickness increase</li><li>● Appearance</li></ul>	% (Max.) % (Max.) Grade (Min.)	10.0 11.8 4	✓ ✓ ✓
4	Resistance to dry heat at 180° C	Grade (Min.)	4	✓
5	Dimension stability at elevated temperature <ul style="list-style-type: none"><li>● Longitudinal</li><li>● Transverde</li></ul>	% (Max.) % (Max.)	0.55 1.025	✓ ✓
6	Dimension stability at stability at 20° C <ul style="list-style-type: none"><li>● Longitudinal</li><li>● Transverde</li></ul>	% (Max.) % (Max.)	0.375 0.6	✓ ✓
7	Resistance to impact by small diameter ball	'N' (Min.)	20	✓
8	Resistance to scratching	Grade (Min.)	4	✓
9	Resistance to scratching	'N' (Min.)	2	✓
10	Resistance to staining	Reagent 1+2 (Min.) Reagent 3+4 (Min.)	5 4	✓ ✓
11	Resistance to colour change <ul style="list-style-type: none"><li>● In xenon arc light</li><li>● In enclosed carbon arc light</li></ul>	Wool standard (Min.) Wool standard (Min.)	6 5	✓ ✓
12	Resistance to cigarette burns	Grade (Min.)	3	✓
13	Resistance to steam	Grade (Min.)	4	✓
14	Appearance		Free from foreign particles	✓

#### GUIDELINES :

##### Product Information and Warranty :

**Technical Name :** Decorative High Pressure Laminate

**Size :** 1220 mm x 2440 mm (8'x4')

**Thickness :** 0.92 mm

(Other thickness may be available on request)

##### Quality Standard :

Accomplish Requirements IS: 2046 (BIS)

##### Warranty :

Aerojet Warents that their products are free from anymanufacturing defects and is suitable to utiilize for normal and usual purpose only. It is recommended that the product should be inspected prior to installation. If found any visual defects, the product should not be used, cut or altered in any manner. Warranty will be limited to cost of products only and no claims will be entertained after fixing, alteration or used of the product.

##### Protecting the surface

##### Scratch and Impact Protection :

Don't place lighted cigarettes directly on laminate surface. Knives or other sharp utensils may slice or scratch the surface. Don't chop, slice, pound or hammer on any liminate surface. Avoid ironing or placing a hot iron on laminate surface. Hot cookware should not be placed directly on liminate surface. Heavy blows of hammer or metamay crack the laminate surface.

##### Ordinary Cleaning :

In most cases, only need to use a clean, damp, non - abrasive cotton cloth and a mild liquid detergent or household cleaner and rinse with clean water. Don't flood the laminate since water can be absorbed and results substrate to swell. Dry the surface with a soft, clean and non-abrasive cotton cloth.

##### Chemical Damage :

Never use cleaners containing acid, alkali or sodium hypochlorite. These cleaners will mar, etch, corrode and permanently discolour the laminate surface. Also make sure that bottlas, rags and other materials contaminated with these cleaners never come incontact with the laminate surface.

##### Direction of Use :

- Before using laminate please ensure that the surface of plywood and laminate are clean, dry and free of other contaminations.
- Please well stir adhesive before use and don't add water in it. Also ensure that applied adhesive is sufficient or not.
- Once laminate pasted on plywood surface don't forget to apply adequate pressure for perfect bonding.
- To remove air bubble from assembly use roller press from center of assembly towards edge of assembly.
- A gap of minimum 2 mm should be maintained between two laminates. while pasting side byside.
- Do not use nail and hammer while cutting such corner, grow, angle, design.
- Use only Drill while cutting such corner, grow, angle, design.

##### Note :

Samples presented are indicative in all aspects i. e., color, pattern, surface finish etc. Other Combinations of color, pattern and surface finish are available on special request.

# INDEX

Sr.No.	D.No.	Design. No.	Finish	Page No.
1	103	NAYNA TEAK	SF	42
2	104	NAYNA TEAK	SF	42
3	271	MARINO LITE	VNR	14
4	272	MARINO	VNR	13
5	273	OAK CALME	UR	5
6	274	OAK SOMBRE	UR	6
7	275	BARE BEAVER	UR	4
8	275	BARE BEAVER	SF	31
9	276	OLD PERUVIAN	SF	34
10	277	BRILLIANT BOUNCE	VNR	16
11	278	MUNDANE NUT	VNR	12
12	278	MUNDANE NUT	SG	20
13	279	PERU BYTE	SF	33
14	301	WENGE	SF	41
15	302	DOUGLAS PINE	SF	41
16	303	WALNUT	SF	37
17	304	LORRAINE WALNUT	SF	39
18	305	BAVARIAN BEACH	SF	42
19	307	HIGHLINE PINE	SF	39
20	308	PINE WENGE	SF	39
21	309	SAPELI	SF	42
22	310	STRAIGHT WALNUT	UR-HZ	8
23	310	STRAIGHT WALNUT	SG	20
24	310	STRAIGHT WALNUT	SF	37
25	312	DARK GERMAN OAK	SF	38
26	321	BROWN WENGE	SF	41
27	323	WHITE WENGE	SF	41
28	328	SILHOUETTE	UR	2

29	328	SILHOUETTE	SF	32
30	335	TECTONA PINK	SF	28
31	336	GREAT GREY	SF	28
32	337	FRET	SF	28
33	338	SIMPLY SLEEK	SF	28
34	341	DARK SMOKE WALNUT	SF	39
35	363	PENCIL TEAK LIGHT	SF	40
36	365	BURMA SAPELI	SF	38
37	366	ICE SAPELI	SF	38
38	370	LIGHT GERMAN OAK	SF	38
39	371	GOLDEN WALNUT	SG	20
40	371	GOLDEN WALNUT	SF	37
41	372	SLIM WOOD	UR	3
42	372	SLIM WOOD	SF	37
43	382	KHADIGRAM	SF	26
44	401	COFFEE CLEAR	SF	35
45	401	COFFEE CLEAR	UR-HZ	9
46	402	IKAT	SF	35
47	403	IMPERIAL INK	UR-HZ	10
48	403	IMPERIAL INK	SF	35
49	404	BROKEN ZAG	SF	35
50	405	BAMBOO FOIL	SF	36
51	406	TEAK SCALE	SF	36
52	407	DUNNER	FC	18
53	407	DUNNER	SF	27
54	408	DIATONIC	FC	18
55	408	DIATONIC	SF	27
56	409	GREEK BONE	FC	18

57	409	GREEK BONE	SF	27
58	410	FIRE HIVE	SF	30
59	802	BUTTER MELT	SG	2
60	802	BUTTER MELT	SG	3
61	802	BUTTER MELT	SG	10
62	802	BUTTER MELT	SG	12
63	802	BUTTER MELT	SG	16
64	802	BUTTER MELT	MT	21
65	802	BUTTER MELT	SG	32
66	802	BUTTER MELT	SG	34
67	802	BUTTER MELT	SG	40
68	805	BEIGE	SG	8
69	805	BEIGE	SG	13
70	805	BEIGE	MT	21
71	814	GREY	SG	6
72	814	GREY	MT	22
73	818	ASH GREY	SG	4
74	818	ASH GREY	SG	5
75	818	ASH GREY	SG	9
76	818	ASH GREY	SG	14
77	818	ASH GREY	MT	22
78	818	ASH GREY	SG	30
79	818	ASH GREY	SG	31
80	818	ASH GREY	SG	33
81	822	DARK BEIGE	MT	21
82	822	DARK BEIGE	SG	26
83		001 to 006	GL	23
84		001 to 006	SF	24


## GENERAL ATTRIBUTES

 quick installation	 scratch resistant
 easy to maintain	 impact resistant
 durable	 abrasion resistant
 attractive	 crack resistant
 environment friendly	 solvent resistant
 hygienic & safe	 wide range of colours & designs
 moisture resistant	 competitively priced

## LIMITED WARRANTY

### BE CAUTIOUS ON AIR BUBBLES

While pasting the laminate sheets vertically, little extra care is appreciated. If not pressed uniformly, air bubbles possibly can appear.



### CUT ANGLE OF 90° ON LAMINATES CAN CAUSE CRACKS, NO CLAIMS WILL BE ENTERTAINED IF DONE SO

When cut with L shape and at 90° angle, one of the two edges might get an elongated cut. Such corners are prone to cracks. Avoid improper bonding and improper weather conditions to prevent cracking.